

4

# FLOWER POWER!

Is Little Curie's plant okay?

I like plants!

Mindful

Breathe  
like a tree.

time

**Song**  
I am a plant

What do plants need to live?

How does Little Curie feel?

**DOCUMENTARY**  
All about plants

# DO WE EAT FLOWERS?



Listen and trace the lines.



flower

I am a flower!  
Do you know my name?




stem

leaves

roots



I am asparagus!  
I am a stem.



I am a lettuce.  
I have lots of leaves!

I am an onion.  
I am a root vegetable!



seed

I was a baby before ...

**FUN FACT**  
Be careful with onions!  
They will make you cry.

# Project Step 1

Try it out



What's in the box?



1 Seeds! Let's germinate them!

Wet a cloth with water. Put some seeds in the cloth. Place the cloth in a bag and seal it.



2 Everyone in the class hangs their bag next to a window.

**Predict**

What do you think will happen?



**What have I learnt?**

Plants have got f \_\_\_\_\_ ,  
l \_\_\_\_\_ , r \_\_\_\_\_ and  
a s \_\_\_\_\_ .  
Some plants grow from s \_\_\_\_\_ .

## MY DICTIONARY



flowers



leaves



roots



seeds



stem


Find out

# IS GRASS ALWAYS GREEN?

What food can you see?

Some trees and bushes give us fruit!


tree



branch

thick trunk

bush



woody stems

grass



Grass is bendy.

Wheat is grass too!



## FUN FACT

Plants cry for help when they are thirsty, but no one can hear them!



# Project Step 2



Try it out

## What do plants drink?

1 Work in groups. Take three plants from the line. Add cola to one of the plants. Add vinegar to another one.



2 Add water to the third. Let's call this plant *Control plant* – write it on the bag.



## predict

What will happen to the plants?

Control plant



Hang the bags up again. Make sure they are closed.



## What have I learnt?

Trees have got a t\_\_\_\_\_  
Bushes have got lots of w\_\_\_\_\_  
s\_\_\_\_\_  
G\_\_\_\_\_ is bendy.

## MY DICTIONARY



bush



grass



tree



trunk



woody stems

# DO ALL PLANTS NEED US TO LOOK AFTER THEM?



What other wild plants do you know?



strawberry field




pine tree field



cotton field



chamomile field



thistles

We are **wild!**



farmer

What else do farmers work with?

**cultivated**



algae



dandelions

## FUN FACT

Wild plants grow everywhere! From the tops of mountains to the deep ocean.

# Project Step 3

Try it out

Do plants need sunlight?

- 1 Work in your groups. Take a new bag from the line. Put it in a drawer.



- 2 Observe the new plant and the *Control plant*. What happens to each plant?



## MY DICTIONARY



cotton



cultivated



farmer



fields



wild

## What have I learnt?

W \_\_\_\_\_ plants grow everywhere.  
A farmer grows c. \_\_\_\_\_ plants  
in f \_\_\_\_\_ .  
C \_\_\_\_\_ is a cultivated plant.

Find out

# WHERE DOES PAPER COME FROM?

Plants are helpful! Point to the things you use every day.




strawberries



strawberry jam

food



pine trees



tables and chairs

furniture




cotton



t-shirts

clothes



chamomile



chamomile tea

medicine


Find the sunflower hidden in the unit!

# Project Step 4


Try it out

What do plants need? Circle the correct face.

1



water




cola or vinegar




Plants need w\_\_\_\_\_.


2



cupboard



window



Plants need s\_\_\_\_\_ light.

Plants also need **air**.



Take your *Control plant* out of the bag and put it in soil, inside a plastic container. You will need it for the next unit!

## MY DICTIONARY



clothes



food



furniture



medicine

## What have I learnt?

We use plants to make c\_\_\_\_\_,  
 fu\_\_\_\_\_, m\_\_\_\_\_,  
 and f\_\_\_\_\_.

# Attitude is everything

1 How do we take care of plants? Tick (✓) the correct behaviour.



Water plants.



Let plants have sunlight and fresh air.



Put plants in a cupboard.



Pick wild flowers and plants.



Step on plants.


2 How do you feel when you breathe like a tree?  
Circle the word and draw a face.

- a sad
- b happy
- c calm
- d worried

# Now I know


## Assessment link

Go to page 84 for more activities.

1  Listen and draw lines to the pictures.


cultivated

wild



2 Draw a plant and label the parts.

roots leaves stem flower



**I am Aristotle.**  
I studied and classified plants.

**Chant**

Plants are useful