

Second Edition











Metro











James Styring | Nicholas Tims | Christina de la Mare

OXFORD
UNIVERSITY PRESS

Contents

Welcome to Metro pp.4–11		<ul style="list-style-type: none"> • At school • Colors • The alphabet 	<ul style="list-style-type: none"> • Classroom language • Numbers 0–31 • Ordinal numbers 	<ul style="list-style-type: none"> • Months • Subject pronouns • Adjectives
		Vocabulary	Grammar	
1	Back to school pp.12–21  Metro Video	School subjects p.13 Basic adjectives p.16 Pronunciation: <ul style="list-style-type: none"> • Syllables p.124 	<i>be</i> : affirmative and negative p.15 <i>be</i> : questions and short answers p.17 Information questions p.17	
2	At home pp.22–31  Metro Video	Rooms and furniture p.23 Family p.26 Pronunciation: <ul style="list-style-type: none"> • Word stress p.124 	<i>There is / There are; any</i> p.25 <i>Is there a ... ? / Are there any ... ?</i> p.25 Possessive adjectives p.27 Possessive 's or s' p.27	
Review A pp.32–33		Writing Skills	Unit 1: An online profile p.100 Active Writers: Using capital letters	Unit 2: A description of a family p.101 Active Writers: Using punctuation
3	What are you into? pp.34–43  Metro Video	Interests p.35 Abilities p.38	<i>like</i> p.37 <i>this, that, these, those</i> p.37 <i>can</i> : affirmative and negative p.39 <i>can</i> : questions and short answers p.39 Pronunciation: <ul style="list-style-type: none"> • <i>can</i> p.124 	
4	My favorite things pp.44–53  Metro Video	Possessions p.45 Action verbs p.48 Pronunciation: <ul style="list-style-type: none"> • /h/ p.124 	<i>have</i> : affirmative and negative p.47 Imperatives p.49 Plural nouns p.49	
Review B pp.54–55		Writing Skills	Unit 3: A report about a survey p.102 Active Writers: Using <i>and</i> and <i>but</i>	Unit 4: A competition entry p.103 Active Writers: Giving opinions with <i>because</i>
5	My week pp.56–65  Metro Video	Daily routines p.57 Chores p.60	Simple present (<i>I, you, we, they</i>) p.59 Simple present (<i>he, she, it</i>) p.61 Pronunciation: <ul style="list-style-type: none"> • Simple present -s p.125 	
6	Be good! pp.66–75  Metro Video	Good and bad habits p.67 Food and drink p.70	Adverbs of frequency p.69 Simple present: questions (<i>Do / Does</i>) and short answers p.71 Pronunciation: <ul style="list-style-type: none"> • Sentence stress: <i>do</i> and <i>does</i> p.125 	
Review C pp.76–77		Writing Skills	Unit 5: A description of a perfect day p.104 Active Writers: Ordering events	Unit 6: A description of what you eat p.105 Active Writers: Using <i>so</i>
7	My style pp.78–87  Metro Video	Describing people p.79 Clothes p.82 Pronunciation: <ul style="list-style-type: none"> • /əɪ/ p.125 	Question words + simple present p.81 Object pronouns p.83	
8	Winners pp.88–97  Metro Video	Sports: nouns p.89 Sports: verbs p.92 Pronunciation: <ul style="list-style-type: none"> • /k/ and /g/ p.125 	Present progressive: affirmative and negative p.91 Present progressive: questions and short answers p.93	
Review D pp.98–99		Writing Skills	Unit 7: A description of your friends p.106 Active Writers: Making notes	Unit 8: A biography p.107 Active Writers: Adding information
Workbook		Unit 1 pp.128–131	Unit 2 pp.132–135	Unit 3 pp.136–139
		Unit 4 pp.140–143		

- Numbers 32-100
- Days of the week
- Telling the time
- Days and times
- Countries and nationalities
- Introductions

Reading Skills	Listening Skills	Speaking Skills	Watch
A factfile p.14 A quiz p.18 Active Readers: <ul style="list-style-type: none"> • Guessing new words 	What's in my backpack? p.16 Welcome to my week p.18	Talk about school p.20 Active Speakers: <ul style="list-style-type: none"> • Using <i>(not) good at</i> 	 Schools in the U.K. and U.S. p.21 International English: <ul style="list-style-type: none"> • Recognizing varieties of English
A newspaper report p.24 A blog post p.28 Active Readers: <ul style="list-style-type: none"> • Predicting the topic from pictures 	Who's who? p.26 Meet a big family p.28 Active Listeners: <ul style="list-style-type: none"> • Identifying speakers 	Talk about your family p.30 Active Speakers: <ul style="list-style-type: none"> • Checking understanding 	 The Salazar Family, Los Angeles, U.S. p.31 Active Viewers: <ul style="list-style-type: none"> • Watching with the sound off
CLIL A Citizenship pp.116–117 Metro Express Unit 1: p.108 Unit 2: p.109 Project Unit 1: p.108 Unit 2: p.109			
An online profile p.36 An article p.40 Active Readers: <ul style="list-style-type: none"> • Predicting the topic from headings 	I like that band! p.38 I can do that! p.40 Active Listeners: <ul style="list-style-type: none"> • Listening for specific information 	Talk about abilities p.42 Active Speakers: <ul style="list-style-type: none"> • Talking about abilities 	 The Fringe Festival, Edinburgh, U.K. p.43 Active Viewers: <ul style="list-style-type: none"> • Using word families to understand new words
An article p.46 Best buys p.50 Active Readers: <ul style="list-style-type: none"> • Skimming 	Shopping p.48 Happy birthday p.50	Go shopping p.52 Active Speakers: <ul style="list-style-type: none"> • Using functional language 	 Favorite things p.53 Active Viewers: <ul style="list-style-type: none"> • Preparing before watching a video
CLIL B Technology pp.118–119 Metro Express Unit 3: p.110 Unit 4: p.111 Project Unit 3: p.110 Unit 4: p.111			
An advertisement p.58 An article p.62 Active Readers: <ul style="list-style-type: none"> • Identifying the main ideas 	Chores survey p.60 Here's my day p.62 Active Listeners: <ul style="list-style-type: none"> • Using time references 	Describe a typical day p.64 Active Speakers: <ul style="list-style-type: none"> • Using <i>next, then, and while</i> 	 The Menna family, Buenos Aires, Argentina p.65 Active Viewers: <ul style="list-style-type: none"> • Observation
A quiz p.68 A blog post p.72 Active Readers: <ul style="list-style-type: none"> • Using pictures to understand words 	Lunches around the world p.70 Come on, Jay! p.72 Active Listeners: <ul style="list-style-type: none"> • Identifying the relationship between speakers 	Interview about healthy diets p.74 Active Speakers: <ul style="list-style-type: none"> • Using adverbs of frequency 	 Borough Market p.75 Global Skills: <ul style="list-style-type: none"> • Trying new things
CLIL C Science pp.120–121 Metro Express Unit 5: p.112 Unit 6: p.113 Project Unit 5: p.112 Unit 6: p.113			
An article p.80 A story p.84 Active Readers: <ul style="list-style-type: none"> • Pronoun referencing 	Celebrity style p.82 On the red carpet p.84 Active Listeners: <ul style="list-style-type: none"> • Focusing on what you can see 	Describe your look p.86 Active Speakers: <ul style="list-style-type: none"> • Expressing likes and preferences 	 Traid Remade, Brighton, U.K. p.87 Active Viewers: <ul style="list-style-type: none"> • Identifying similar words
Social media posts p.90 A blog post p.94 Active Readers: <ul style="list-style-type: none"> • Scanning 	The national game p.92 Sports quiz p.94	Talk about sport p.96 Active Speakers: <ul style="list-style-type: none"> • Reacting to comments and inviting responses 	 Sports in the U.S. p.97 Global Skills: <ul style="list-style-type: none"> • Intercultural competence
CLIL D Math pp.122–123 Metro Express Unit 7: p.114 Unit 8: p.115 Project Unit 7: p.114 Unit 8: p.115			
Unit 5 pp.144–147 Unit 6 pp.148–151 Unit 7 pp.152–155 Unit 8 pp.156–159			