








# Scope and Sequence

## Explore Our World 1

								
<b>UNIT 0</b> Welcome to Our World! p. 6	<b>1</b> My Classroom p. 12	<b>2</b> My World p. 22	<b>3</b> My Family p. 32	<b>4</b> My House p. 42	<b>5</b> Cool Clothes p. 54	<b>6</b> My Toys p. 64	<b>7</b> My Body p. 74	<b>8</b> Good Food p. 84
<b>CONTENT AREA CONNECTION</b>	Social and Instructional Language, Language Arts	Language Arts, Social Studies	Language Arts, Social Studies	Social and Instructional Language, Language Arts	Language Arts, Social Studies	Social and Instructional Language, Language Arts	Health and Physical Education, Social Studies	Health and Physical Education, Social Studies
<b>GOALS</b> SC: 1	<ul style="list-style-type: none"> <li>name things in the classroom</li> <li>talk about things in the classroom</li> <li>say the color and number of things</li> </ul>	<ul style="list-style-type: none"> <li>name things in nature</li> <li>talk about natural things</li> <li>ask where things are</li> </ul>	<ul style="list-style-type: none"> <li>name family members</li> <li>talk about family members</li> <li>use numbers to talk about my family</li> </ul>	<ul style="list-style-type: none"> <li>talk about things in a house</li> <li>say where things are</li> <li>talk about actions</li> </ul>	<ul style="list-style-type: none"> <li>talk about clothes</li> <li>talk about the colors of clothes</li> <li>say what people are wearing</li> </ul>	<ul style="list-style-type: none"> <li>talk about toys</li> <li>talk about things people want</li> <li>talk about owning things</li> </ul>	<ul style="list-style-type: none"> <li>name parts of the body</li> <li>talk about parts of the body</li> <li>talk about things we can do</li> </ul>	<ul style="list-style-type: none"> <li>name food</li> <li>talk about things we like and don't like to eat</li> <li>talk about my favorite food</li> </ul>
<b>VOCABULARY 1 &amp; 2</b> SC: 2-3	<i>clock, computer, crayon, map, paper, pen, pencil</i> <i>book, chair, desk, eraser, picture</i> <b>Strategy:</b> Alphabetical order	<i>bird, butterfly, river, rock, sky, sun, tree</i> <i>bush, cloud, flower, moon, star</i> <b>Strategy:</b> Ending -s	<i>brother, father, grandfather, grandmother, mother, parents, sister</i> <b>Strategy:</b> Compound words <i>big, old, short, small, tall, young</i> <b>Strategy:</b> Antonyms	<i>bathroom, bedroom, dining room, kitchen, lamp, living room, sofa</i> <b>Strategy:</b> Classifying and Categorizing <i>cleaning, cooking, eating, sleeping, taking a bath, watching TV</i> <b>Strategy:</b> Base words and the suffix -ing	<i>dress, gloves, jacket, pants, shirt, shoes, skirt, socks</i> <i>brown, closet, hat, pink, shelf</i> <b>Strategy:</b> Using a dictionary	<i>ball, bike, car, kite, top, train, truck, game, doll, puzzle, robot, teddy bear</i> <b>Strategy:</b> Compound words	<i>ear, eye, feet, foot, hair, hand, head, leg, mouth, nose</i> <i>jump, long hair, run, strong arms, walk</i> <b>Strategy:</b> Using a dictionary	<i>apple, banana, chicken, cookie, egg, fish, rice, sandwich, soup</i> <i>lemonade, milk, orange juice, tea, water</i> <b>Strategy:</b> Multiple-meaning words
<b>GRAMMAR 1 &amp; 2</b> SC: 4-5	<b>Yes / No questions with it's</b> <b>What and How many</b>	<b>to be: is, are</b> <b>Where and in or on</b>	<b>to have</b> <b>He / She and questions with who</b>	<b>Yes / No questions with Is there...?</b> <b>Present progressive: He / She is + verb-ing</b>	<b>Present progressive: am / are / is + verb-ing</b> <b>Questions with that and those</b>	<b>Simple present of want: I / you / he, she</b> <b>Questions with this and these</b>	<b>Possessive adjectives</b> <b>Ability with can</b>	<b>Like with count and noncount nouns</b> <b>Indefinite articles: a, an</b>
<b>READING</b>	Drawing and Writing <b>Strategy:</b> Compare and contrast	Rainbows <b>Strategy:</b> Use visuals to support comprehension	Families Are Different <b>Strategy:</b> Make connections to personal experience	Houses Are Different <b>Strategy:</b> Make connections to personal experience	Clothes Are Fun! <b>Strategy:</b> Compare and contrast	We ♥ Teddy Bears (We Love Teddy Bears) <b>Strategy:</b> Visualize	Sculptures Are Fun <b>Strategy:</b> Identify main idea and details	Fun Food <b>Strategy:</b> Summarize
<b>VALUE</b>	<b>Work hard in school.</b>	<b>Enjoy nature.</b>	<b>Love your family.</b>	<b>Be neat.</b>	<b>Take care of your clothes.</b>	<b>Share your toys.</b>	<b>Be clean.</b>	<b>Eat good food.</b>
<b>REVIEW</b>	Units 1-4	pp. 52-53			Units 5-8	pp. 94-95		

ADDITIONAL VIDEO Sc. 6; Song: Sc. 7; Viewing: Sc. 8; Story Time