

EXPLORE OUR WORLD LEVEL 2: STUDENT'S BOOK WALK-THROUGH

Grammar charts include natural examples of **real-world language**. Expanded grammar charts are provided in the **Workbook, Grammar Workbook, and Classroom Presentation Tool**.

Additional thematic vocabulary is presented visually. Vocabulary is presented on the **audio program** in isolation.

Grammar charts include natural examples of **real-world language**. Expanded grammar charts are provided in the **Workbook, Grammar Workbook, and Classroom Presentation Tool**.

The **Unit Song** supports the unit theme and models **natural rhythm and intonation**. Lyrics incorporate unit vocabulary and grammar.

GRAMMAR 1

Can and can't for ability TR: 8.3

Can a penguin swim? Yes, it **can**. A penguin **can** swim.
Can penguins fly? No, they **can't**. Penguins **can't** fly.

1 **Play a game.** Play with a partner.

Start

Finish

Can a kangaroo jump? Yes, it can.

88 Unit 8

VOCABULARY 2

1 **Listen and say.** Check T for True or F for False. TR: 8.4

colorful feathers

sharp claws

a short tail

a long trunk

big teeth

- Kangaroos have colorful feathers. (T) (F)
- Elephants have long trunks. (T) (F)
- Zebras have sharp claws. (T) (F)
- Pandas have short tails. (T) (F)
- Lions have sharp teeth. (T) (F)

2 **Talk and stick.** Work with a partner.

Do hippos have long legs? No, they don't. They have short legs.

short legs	long tails	sharp claws	long necks	big ears
------------	------------	-------------	------------	----------

89

GRAMMAR 2

Simple present: Yes / No questions with have and short answers TR: 8.5

Does a tiger **have** sharp claws? Yes, it **does**.
Does a tiger **have** a trunk? No, it **doesn't**.
Do tigers **have** sharp claws? Yes, they **do**.
Do tigers **have** trunks? No, they **don't**.

1 **Read and check.** Then listen and compare your answers. TR: 8.6

	big ears	long neck	sharp teeth	long trunk	colorful feathers
elephant	✓				
giraffe					
lion					
parrot					

2 **Play a game.** Cut out the cards in the back of the book. Play with a partner.

90 Unit 8

SONG

1 **Listen.** Read and sing. TR: 8.7

Awesome Animals

I want to be a monkey in a tree!
And I want to fly high up in the sky!
I want to be a monkey in a tree!
And I want to fly high up in the sky!

THE SOUNDS OF ENGLISH TR: 8.8

zebra

2 **Listen and say.**

- zebra sheep
- teeth tree
- jeans tea

91

Grammar is practiced **in context** with multiple opportunities for real communication using **all four language skills**.

Sticker activities in each unit provide **reward, motivation, and interactive practice**.

Students work in **pairs or groups** to practice the new words.

Games provide a fun context for **communicative grammar practice**.

Follow-up activities provide opportunities to use the song for group or pair work.


Two video segments present and practice **Target Vocabulary**.



Grammar is presented in two short, **engaging animations**.



The **Song video** features the video host singing the song. Students can follow along with the **karaoke-style lyrics**.



EXPLORE OUR WORLD LEVEL 2: STUDENT'S BOOK WALK-THROUGH

Meaningful, relevant real-world **Readings** develop language through **cross-curricular topics** such as science, nature, history, art, culture, music, and sports.

The **Value** page promotes **universally recognized values** such as “Use your senses” and “Take care of others.”

READING

1 Listen and read. **Two Big Birds**

Cassowary

The cassowary is big and strong. It can live to be 60 years old. It lives in Papua New Guinea and Australia.

The cassowary can run really fast, but it can't fly. Watch out! An angry cassowary can kick really hard!



Ostrich

The ostrich is big and strong. It can live to be 50 years old. It lives in Africa.

Like the cassowary, the ostrich can run really fast, but it can't fly. And yes, it can kick hard, too!



Fun Fact: A male ostrich can roar like a lion.

2 Talk about the animals. Work with a partner.

giraffes kangaroos tigers zebras

Zebra lives in Africa.

92 Unit 8

VALUE

Respect animals.

Be kind and gentle.



Think. Pair. Share. How can we respect animals?

Bifengxia Giant Panda Breeding and Research Center, Sichuan Province, China

93

A **Think-Pair-Share** routine helps students form individual ideas, and **discuss and share** them with their classmates.



Each *Explore Our World Video* is 30 minutes of **fun-filled, fully integrated content** that includes:

- vocabulary and language presentation and review
- original songs
- games
- inspiring, real-world video, and
- *Explore Our World Readers Story Time*

Presented in highly manageable 3–5 minute clips, the *Explore Our World Video* can be used before, during, or after instruction to **preview, support, and review**. *Explore Our World Videos* are available on a Video DVD bound with the Lesson Planner and on the Classroom Presentation Tool.

Scenes include:

- Scene 1: Introduction
- Scene 2: Vocabulary 1
- Scene 3: Vocabulary 2
- Scene 4: Grammar 1
- Scene 5: Grammar 2
- Scene 6: Song
- Scene 7: Viewing
- Scene 8: Story Time



The *Explore Our World Workbook* contains activities that **reinforce and consolidate** the Student's Book instruction. Practice includes listening, speaking, reading, writing, grammar, vocabulary, and review activities. Each unit has 12 pages of **skills practice and activities**, along with *Explore Our World Workbook* additional readings and **cumulative review** practice.

The *Explore Our World Grammar Workbook* provides **structured grammar practice** and extends the grammar lessons found in the Student's Book. Each grammar topic includes two pages of practice, three review sections, and a cumulative review section.

Unit 3
Boots and Bathing Suits
VOCABULARY I

1 Look. Write numbers and words.

1. bathing suit boots gloves
 hat jacket raincoat

cloudy cold hot rainy sunny

1. Wear a raincoat in _____ and _____ weather.
 2. Wear a bathing suit in _____ and _____ weather.
 3. Wear gloves in _____ weather.

20 Unit 3

GRAMMAR I
What's + noun + like and answers using It's ...

Question	Answer
What's the weather like?	It's windy.
What's like?	It's cold and snowy.
What's = what is	It's = it is

1 Listen, read, and write. TR 3.1

1. It's Monday. What's the weather like? It's _____
 2. It's Tuesday. What's the weather like? It's _____
 3. It's Wednesday. What's the weather like? It's _____

1. rainy 2. cold 3. sunny

2 Can it be true? Check T for True and F for False.

1. It's sunny and rainy. T F
 2. It's cold and hot. T F
 3. It's sunny and cold. T F

3 Write about the weather.

21

3 Look. Write questions.

1. Are there any scissors? _____
 2. _____
 3. _____
 4. _____

4 Write. Answer the questions in Activity 3.

1. _____ 3. _____
 2. _____ 4. _____

5 Look and write. Ask questions. Then answer them.

1. Are there any paintbrushes? Yes, there are.
 2. _____
 3. _____

8

Unit 3
What's + noun + like and answers using It's ...

Question	Answer
What's the weather like?	It's windy.
What's like?	It's cold and rainy.
What's = what is	It's = it is

Ask What's ... like? when you want to know the quality or characteristics of something/someone.

1 Read. Circle the word.

1. What day **it's** / **is** it? 3. **What** / **It's** day is it?
It's / **Is** Monday. **It's** / **They're** Thursday.
 2. What's the weather **like** / **do you like**? 4. **How** / **What's** the weather like?
They're / **It's** windy. **They're** / **It's** rainy and cloudy.

2 Look and write.

1. _____ the weather like?
 2. What's the weather _____?
 3. What _____ the weather like?
 4. _____ weather like?

9

READING
1 Listen and read. TR 5.6

Welcome to My Home

An Apartment
Alice and her family live in an apartment. The apartment is in a big building. There is a living room with a big sofa and a TV. The kitchen is small. Alice and her sister share a bedroom. Her parents' bedroom is next to the bathroom.

an apartment

A Mobile Home
Ben's family lives in a mobile home in the summer. There's a table and four chairs in the living room. There's a stove, a sink, and a refrigerator in the kitchen. There is a bathroom with a shower. Ben's parents drive the mobile home to new places. They have fun!

mobile homes

2 Read and write.

1. How many bedrooms are in Alice's apartment?
 2. Can Ben's parents drive the mobile home?
 3. Is the apartment in a building?
 4. Is the mobile home in a building?

44 Unit 5

WRITING
1 Read.

This is my living room. It's my favorite room. There is a big rug in front of the fireplace. I like to do my puzzles there. There is an armchair next to the sofa. I like to sit on the sofa and watch TV.

2 Read. Write about a room in your house.

1. What room are you writing about?
 2. Describe the room and furniture.
 3. What do you like to do in the room?

3 Write. Put your sentences from Activity 2 together.

This is my _____

45

3 Look and write.

1. How are you _____?
 I'm great.
 2. _____?
 3. _____?

4 Look and write.

1. they/scared They look scared.
 No, they're worried.
 2. you/angry _____
 3. he/hungry _____
 4. she/hot _____

5 Draw and write. Draw a face. Write sentences about how the person feels.

26

Regular and Irregular plurals

Plural forms	Singular and plural	More examples
It's my birthday party!		
Let's cut the cake!		
The knives are next to the shelves.	knife → knives	tooth → teeth
There are some people at the party.	shelf → shelves	foot → feet
There are three men, three women, and five children.	person → people	sheep → sheep
My friends like to play in the park.	man → men	
They like to fly kites.	woman → women	
	child → children	
	friend → friends	
	kite → kites	

The regular plural is often formed by adding s/es to words, but some plural forms are irregular.

1 Write.

1. shelf _____ shelves 4. foot _____
 2. toys _____ toy 5. people _____
 3. tooth _____ teeth 6. sheep _____

2 Organize. Write all of the words from Activity 1.


27

New to the second edition




- **More authentic content** woven throughout unit practice and readings
- **Updated grammar charts** with exemplars and student-friendly explanations
- An **end-of-unit Review** section that exposes students to question types similar to those commonly found on international exams
- Workbook audio available for streaming and download at ELTNGL.com/exploreourworld2

New to the second edition

- **Updated grammar charts** with new exemplars for each grammar topic
- **Student-friendly explanations** of each grammar topic with examples



- **Our World ABC** introduces and practices the letters of the **alphabet**, as well as **numbers**, **shapes**, and some high-frequency words.



- **Our World Phonics** introduces young learners to the **sounds and letters of English** and helps them learn and practice sound/spelling relationships in order to develop their listening, speaking, reading, and writing skills.
- **Our World Phonics 1** introduces **single-letter sounds**, including **consonants and short vowels**, as well as some **common consonant digraphs**.
- **Our World Phonics 2** introduces **long vowels** and **diphthongs**, and **two-letter blends**.
- **Our World Phonics 3** introduces **word stress** and the **schwa sound**, **r-colored vowels**, **three-letter blends**, and other **letter combinations**.

Listen and say. Write. TR: 25 and 26

abcdefghijklmnopqrstuvwxyz

w water

x fox

Handwriting practice for 'w' and 'x' with tracing and independent writing lines.

Listen and say. Write. TR: 27 and 28

abcdefghijklmnopqrstuvwxyz

y yellow

z zebra

Handwriting practice for 'y' and 'z' with tracing and independent writing lines.

6 What sound do you hear? Listen and write. TR: 6.7

ou or oa

ai or ee

oi or ow

ue or oo

aw or ie

1. mouth 2. road 3. cat 4. house

5. tooth 6. rain 7. sleep 8. green

9. coin 10. flower 11. cow 12. brown

13. glue 14. book 15. cake 16. blue

17. paw 18. flies 19. tie 20. you

7 Follow the words with the same vowel sound. Then listen to check your answers. TR: 6.8

mouse point juice read phone

blue cold toys flower teeth

bail shout pool road eat

A maze activity where the path is formed by words with the same vowel sound as the starting word.

TEACHER RESOURCES

The **Lesson Planner with Student's Book Audio CD and DVD** provides everything needed to successfully plan, teach, and supplement lessons.

The screenshot shows a lesson plan page for 'Fabulous Faces' (Unit 7, Reading 180-181). It includes sections for 'READING' (Objectives, Reading Strategy, Content Vocabulary, Resources, Related Vocabulary), 'Practice' (Listen and read, Talk about face painting), 'BE THE EXPERT' (About the Photo, Reading Strategy, Ask Questions), 'Warm Up', and 'Present'. The page also features a 'Formative Assessment' section with a table for 'Who has fun?', 'Who looks scary?', and 'Who feels proud?'.

The Lesson Planner includes:

- a **Professional Development** section that introduces key principles of the program
- a detailed **Scope and Sequence**
- simplified **step-by-step instructions** for carrying out lessons
- reduced Student's Book pages with **answers at point-of-use**
- Student and Workbook **audio scripts**
- **Extension activities** to supplement the Student's Book, including instructions on how to use the **Worksheets** found on the Teacher's Website
- **Teaching tips** and professional development at point-of-use
- **Formative Assessment** suggestions
- a handy **Pacing Guide** key to accommodate classrooms with a range of instruction time

The **Explore Our World DVD** and **Student's Book Audio CD** contain all of the multimedia to support the Student's Book instruction.

Explore Our World Flashcards including The Sounds of English

The **Explore Our World Flashcards including The Sounds of English** provide additional support for vocabulary and English pronunciation and phonics.

The **Flashcards** include **all target vocabulary**. The **Sounds of English Cards** include individual and **contrasted English words** with related images and spellings.




Poster Sets

Eight full-color **Posters** bring **beautiful photography** into the classroom, **reinforce** the unit themes, and feature National Geographic **Explore Our World** values.

Our World Phonics Teacher's Guide

The **Our World Phonics Teacher's Guide** provides everything needed to successfully plan, teach, and supplement lessons in *Our World Phonics* 1, 2, and 3, including:

- a detailed **Scope & Sequence**
- **complete lesson plans**, including Warm Ups, detailed lesson instruction, interactive Extend activities, and Wrap Ups
- an **audio CD** for each level of *Our World Phonics*.



Assessment

The **ExamView® Assessment Suite** includes activity banks to **generate customized unit quizzes, mastery tests, final exams**, and a **placement test**, and is available through the Teacher's Website.

DIGITAL RESOURCES

Classroom Presentation Tool

The **Classroom Presentation Tool** integrates all *Explore Our World* resources, including **video, audio, Student's Book, Workbook, and Grammar Workbook** pages, as well as **interactive activities and games**, making it easy to carry out lessons in any classroom with an interactive whiteboard or a computer and projector.

The Classroom Presentation Tool is available on USB or online through the Learning Management System.



New Online Practice and Learning Management System

Explore Our World Second Edition's **Online Practice** is **completely new**, with improved games for practice and comprehension, additional activities for assessment preparation, progress tracking, and access to audio and video resources.

For teachers, a brand-new **Learning Management System** is available, with teacher resources, class management functionality, progress reports, assignment creation tools, and messaging features.

Both the Online Practice and Learning Management System are accessible at learn.eltngl.com with an access code, and both work on laptops, tablets, and smartphones!

The Online Practice offers students **independent, interactive practice**. It includes activities and games to support each section of the Student's Book, with integrated audio:

- Vocabulary
- Song
- Grammar
- Reading
- Writing
- Review
- Extended Readings
- Let's Talk



Online Practice includes karaoke-style sing-along of the song with practice. Speaking activities allow students to respond to and record answers to activity prompts.

The Online Practice includes **fun games** that reinforce and expand on Student's Book content. Each unit has two vocabulary games, two grammar games, and a unit review game.

Additionally, parents can **track student progress** and review activity results.

The Online Practice is accessible through learn.eltngl.com with an access code and course activation key. It's optimized for all devices.

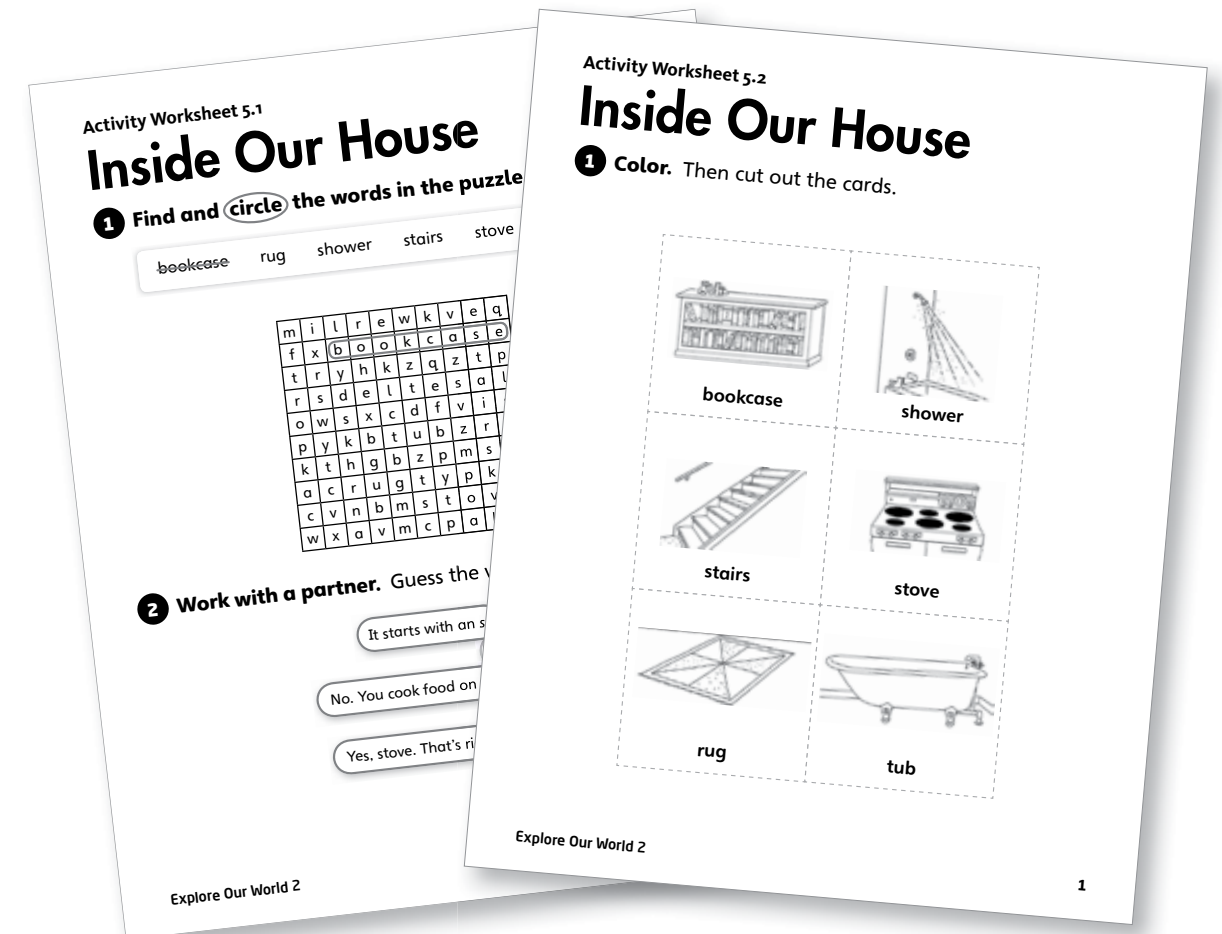
Student Resource Website

Student resources, including audio for Student's Book and Workbook activities, are available at ELTNGL.com/exploreourworld2.

Teacher Resource Website

Teacher resources can be found at ELTNGL.com/exploreourworld and include:

- **Student's Book, Workbook, and assessment audio**
- unit-by-unit **Pacing Guides** for easy lesson planning
- three-step **Teaching Routines**
- printable **Worksheets** for extension activities
- printable **Graphic Organizers**
- Workbook **Audio Scripts**
- **Home-School Connection letters**
- the **ExamView® Assessment Suite**



READERS

The *Our World Readers* are six levels of **original stories, classic folktales, myths, and non-fiction selections** from around the globe. A graded Reader is available to support the theme and language of each unit in the Student's Book. Each Reader includes additional **fun facts and activities** related to the story and unit theme. All Readers are available as "Story Time" on the *Our World Video*, on the Story Time DVDs, and on the Classroom Presentation Tool.

Level 2 Readers

Too Many Animals

Art Class

The North Wind and the Sun


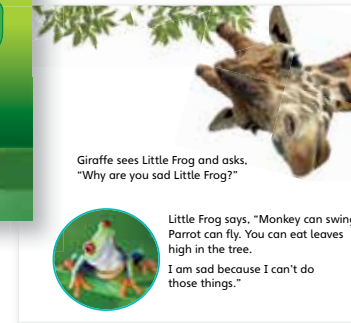







The Ant and the Grasshopper

The Three Pigs

My Day

Hare Is Scared

A Big Lesson for Little Frog



All Readers come alive and are available on the **video** program, on **Story Time** DVDs, and on the **Classroom Presentation Tool**.

PROFESSIONAL DEVELOPMENT

The *Our World Professional Development* website helps you **improve classroom practice** and get the most out of your Young Learners with resources available online.

New to the second edition

Four new videos show teachers how to use the Lesson Planner. Videos provide instruction on:

- how to teach vocabulary
- how to teach grammar
- how to teach reading
- how to teach writing

Three-Step Routines

A series of three-step teaching routines offers teachers a streamlined approach to lesson planning. The routines can be used for any major lesson type and will help teachers execute successful lessons.

The three-step teaching routines and all other Professional Development materials are available at: ELTNGL.com/OurWorldPD.

Additional Resources include:

- downloadable training videos for preprimary and primary teachers
- preview and review training slides
- handouts for workshops
- links to additional development resources



THREE-STEP GRAMMAR ROUTINE

Step 1: Introduce the Grammar

- Connect to students' background knowledge.
- Model the Grammar topic by **giving a personal example** or using it in a **real-world context**.
- Read or have a student read aloud the **Student's Book** Grammar examples.
- Play the **audio track** and have students listen.

Step 2: Practice the Grammar

- Have students complete the **Student's Book activities**. Have partners or small groups **share their work**.
- Help students **explore and expand** on the topic with a **graphic organizer, diagram, or other visual aid**.

(Optional)

- Have students practice using the Grammar topic when it appears in the unit **Song** or applies to the **Unit Opener photograph** or other lessons.

Step 3: Apply the Grammar

- Have **pairs** or **small groups** work together to complete and share the personalized or open-ended Student's Book activities.
- Have students **personalize** the grammar topic by
 - **asking and answering** questions.
 - **illustrating** and **acting out** original **dialogues** or **role-plays** that use target grammar.
 - creating and labeling **diagrams, models, photo-essays**, and other types of **classroom presentations** that feature the topic being taught.