

OUR WORLD, SECOND EDITION: LEVEL 2

STUDENT'S BOOK WALK-THROUGH AND RESOURCES

Our World, Second Edition, a seven-level primary series for young learners of English from National Geographic Learning, uses real-world content, stunning photographs and video from National Geographic, and a variety of interactive digital resources to fully engage and motivate students as they learn about the world in English. Young learners will be captivated by the beautiful photography and high-interest content relevant to their world as they learn about people and places from across the globe. Young learners will achieve more through collaboration, extensive critical thinking and visual literacy work, and activities that inspire meaningful thinking and sharing. *Our World* truly brings the world into the classroom and improves learning outcomes, motivating learners to use English to show the world what they can do—and achieve more.

The **Unit Opener** uses high-interest photographs to engage students, present the unit theme, and provide opportunities for speaking and discussion.

Units feature high-interest **cross-curricular topics**, which are woven throughout the unit, from the opening photo to the closing Project.




Image **captions** help students and teachers understand the image and make connections with the unit theme.

A list of **unit goals** is followed by a goal-setting activity that focuses students' attention.

Target vocabulary is presented in meaningful contexts to help students **build fluency** and confidence to discuss **relevant real-world topics**.

All target vocabulary is presented in the **Audio program** in isolation, in a **contextualized sentence**, as well as in the context of the main presentation.



Students work in **pairs or groups** to practice the new words.

A **Video** introduction provides a **preview** of the contents of the unit.



Two video segments present and practice **Target Vocabulary**.



The **Unit Song** supports the unit theme and models **natural rhythm and intonation**. Lyrics incorporate unit vocabulary and grammar.

SONG

1 Listen. Read and sing. TR: 7.3

Awesome Animals

A parrot is a bird that flies.
It can't swim, but it can fly.
A parrot is a bird that flies high in the sky.

A monkey swings from tree to tree,
tree to tree, tree to tree.
A monkey swings from tree to tree.
Why can't we?

I want to be a monkey in a tree!
I want to fly high up in the sky!

A penguin is a bird that swims.
It can't fly, but it can swim.
A penguin is a bird that swims deep in the sea.

A kangaroo can hop and jump.
It can't climb, but it can jump.
A kangaroo can hop and jump just like me.

I want to be a monkey in a tree!
And I want to fly high up in the sky!
I want to be a monkey in a tree!
And I want to fly high up in the sky!

2 Act out an animal for your group to guess. Take turns. Work in a group.

118 Unit 7 119

After the first presentation, songs can be reused throughout the unit. Point-of-use suggestions in the **Lesson Planner** provide opportunities for **reuse and recycling**.

Follow-up activities provide opportunities to use the song for group or pair work.



The **Song video** features the video host singing the song. Students can follow along with the **karaoke-style lyrics**.

Grammar charts include natural examples of **real-world language**. Expanded grammar charts are provided in the **Workbook, Grammar Workbook, and Classroom Presentation Tool**.

GRAMMAR 1

can and can't for ability TR: 7.4

A penguin **can** swim. It **can't** fly.
Penguins **can** swim. They **can't** fly.
Can a penguin swim? Yes, it **can**. Can a penguin fly? No, it **can't**.
Can penguins swim? Yes, they **can**. Can penguins fly? No, they **can't**.

1 Read. Write true sentences.

- A hippo can climb trees.
A hippo can't climb trees.
- Zebras can't run.
- A snake can walk.
- Elephants can hop.
- A crocodile can't swim.

2 Look. Ask and answer. Work with a partner.

120 Unit 7 121

Grammar is practiced **in context** with multiple opportunities for real communication using **all four language skills**.



Grammar is presented in two short, **engaging animations**.

Additional thematic vocabulary is presented visually. Vocabulary is presented on the Audio program in isolation.

VOCABULARY 2

1 Listen and say. Check T for True or F for False. TR: 7.5



colorful feathers



sharp claws



a short tail



a long trunk



big teeth

- Crocodiles have colorful feathers. (T) (F)
- Elephants have long trunks. (T) (F)
- Camels have sharp claws. (T) (F)
- Giraffes have short tails. (T) (F)
- Lions have big teeth. (T) (F)

2 Talk and stick. Work with a partner.

Do hippos have long legs? No, they don't. They have short legs.

short legs	long tails	sharp claws	long necks	big ears
122 Unit 7				

Sticker activities in each unit provide reward, motivation, and interactive practice.

Grammar charts include natural examples of real-world language. Expanded grammar charts are provided in the Workbook, Grammar Workbook, and Classroom Presentation Tool.

GRAMMAR 2

Simple present: Yes / No questions with have and short answers TR: 7.6

Does a tiger have sharp claws? Yes, it does.
Does a tiger have a trunk? No, it doesn't.
Do tigers have sharp claws? Yes, they do.
Do tigers have trunks? No, they don't.


1 Read and check. Then listen and compare your answers. TR: 7.7

	big ears	long neck	sharp teeth	long trunk	colorful feathers
elephant	✓				
giraffe					
lion					
crocodile					
parrot					

2 Play a game. Cut out the cards in the back of the book. Play with a partner.

Do giraffes have short necks?

No, they don't. They have long necks.



Games provide a fun context for communicative grammar practice.

Meaningful, relevant real-world Readings develop language through cross-curricular topics such as science, nature, history, art, culture, music, and sports.

READING

1 Listen and read. TR: 7.8

Two Big Birds

Cassowary

The cassowary is an awesome animal. It is big, strong, and can live to be 60 years old. It lives in the rain forests in Papua New Guinea and Australia. The cassowary can run really fast, but it can't fly. It can make loud noises, but it can't sing. Watch out. An angry cassowary can kick really hard!

Ostrich

The ostrich is an awesome animal, too. It is very big, strong, and can live to be 50 years old. It lives in the Savanna and Sahel areas in Africa. Like the cassowary, the ostrich can run really fast, but it can't fly. It can also go without water for a long time. And yes, it can kick hard, too!



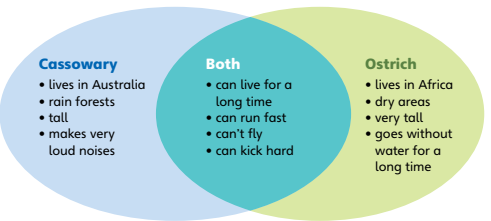
A male ostrich can roar like a lion.

2 Match. Connect the sentence parts. Draw lines.

- The cassowary and ostrich a. very colorful.
- The ostrich is b. can kick hard.
- The cassowary is c. very tall.

Graphic organizers help students collect, organize, and visualize information.

3 Look and read. Talk about the birds. Work with a partner.



Cassowary

- lives in Australia
- rain forests
- tall
- makes very loud noises

Both

- can live for a long time
- can run fast
- can't fly
- can kick hard

Ostrich

- lives in Africa
- dry areas
- very tall
- goes without water for a long time

4 Read and write.

- Do cassowaries make loud noises? _____
- Can an ostrich go without water for a long time? _____
- Where do ostriches live? _____
- Can a cassowary fly? _____

5 Talk about the animals. Work with a partner.

camels crocodiles tigers zebras

Zebras live in Africa.

125

Infographics show factual information in fun and sometimes surprising ways.

Weird but True engages students with surprising facts.

After-reading activities provide students with opportunities to react and respond to the text, and to make connections between the reading and their lives.

A video segment presents and practices Target Vocabulary. Grammar is presented in a short animation.



New Extended Reading sections after every three units introduce students to a variety of genres and support reading fluency. An Express Yourself activity allows students to choose a form of creative expression.

EXTENDED READING

1 Listen and read. Write the describing words.

Grevy's ZEBRAS

What is it? It looks like a horse. It has four legs and a long tail. It looks like a zebra. It is a zebra and horse.

It is a zebra that lives in Africa in groups called herds. Each herd contains many zebra families. In each zebra family, there is usually one adult male, several females, and young zebra.

Like horses, zebras have long heads, short legs, and long tails. Zebras eat grass, leaves, and other plants. They can run fast and kick hard, even though their legs look like every zebra has a different stripe pattern!

There are three different kinds of zebra: plains zebra, Grevy's zebra, and mountain zebra. Grevy's zebra are the most beautiful of zebra species. But some members of zebra in Kenya and Ethiopia. They help them, feed food and water, and they protect the zebra from hunters.

2 Describe a zebra family.

3 How do members of the zebra family help Grevy's zebra?

4 Choose an activity.

- Draw a picture of a zebra. Carefully draw its stripes. Compare with your partner.
- Find an older zebra to show where zebra live in Africa.
- Write a story about Grevy's zebra. Then draw and label a picture of a Grevy's zebra.

STUDENT'S BOOK WALK-THROUGH

A variety of **Projects** build **21st-century skills** through independent research, discussion, presentations, craft, design, and explaining ideas and opinions.

Models written at the student level provide **examples** for students to follow.


Students are introduced to a variety of **writing types**.

The **Value** page promotes **universally recognized values** such as “Respect animals” and “Be a good sport.”

Step-by-step instructions and **strong visual support** are provided for students through each project.

WRITING

1 Read. My favorite animal is the kangaroo. It is a big animal with a long tail and strong legs. It can hop and jump. It can't walk or run. It has a pocket for a baby kangaroo!



2 Write. Answer the questions. Then write your answers together as a paragraph in your notebook.

1. What is your favorite animal?
2. Describe your favorite animal.
3. What can your favorite animal do?

3 Share. Work in groups of three. Take turns. Read your writing to your group. Listen. Fill in the chart.

Name	Favorite animal	What it looks like	What it can do

126 Unit 7

VALUE

Respect animals.

Be kind and gentle.



Think. Pair. Share.
Do you respect animals?
What do you do?

Bifengxia Giant Panda Breeding and Research Center, Sichuan Province, China

127

PROJECT

Make a class set of animal cards.

- 1 Choose an animal.** (Illustration of a frog holding a book with penguins on the cover)
- 2 Do research.** (Illustration of a frog at a laptop computer)
- 3 Make a card. Use pictures.** (Illustration of a frog using a glue stick)
- 4 Describe your animal.** (Illustration of a frog holding a card with a penguin picture)

Now I can . . .

- name animals.
- describe animals.
- talk about what animals can and can't do.



My card is about penguins. They're really cool!

128 Unit 7

Students **share their writing** with an audience.

A **Think-Pair-Share** routine helps students form individual ideas, and **discuss and share** them with their classmates.

Project work is realistic and attainable and instills a sense of achievement in students. Completed projects serve as **tangible evidence of student learning**.

“**Now I can . . .**” statements refer back to the unit goals. Learners can use the statements to **measure and demonstrate their knowledge**.

Step-by-step pre-writing and drafting support is provided in the **Workbook**.


The *Our World Workbook* contains activities that **reinforce and consolidate** the Student's Book instruction. Practice includes listening, speaking, reading, writing, grammar, vocabulary, and review activities. Each unit has 12 pages of **skills practice and activities**, along with *Our World Workbook* additional readings and **cumulative review** practice.

READING

1 Listen and read. 10-12

Camels Are Cool!

Camels are awesome animals. They are big and strong and live to be 40 to 50 years old. They live in very, very hot and dry places. Bactrian camels live in rocky deserts in Asia. Arabian camels live in sandy deserts in North Africa. Bactrian camels have two humps, but Arabian camels have just one hump. All camels can go without food and water for a long time. Their humps help them do this. When it is windy, camels can protect their eyes. They have three eyelids on each eye and two sets of long eyelashes. And when sand and dirt are blowing everywhere, they can close up their noses, too!



2 Match the sentence parts. Draw lines.

1. Camels live	a. their eyes from wind and sand.
2. Camels can have	b. in very hot and dry places.
3. Camels can protect	c. one or two humps.

3 Look and read. Then work with a partner. Talk about camels.

Bactrian camel	Bactrian and Arabian	Arabian camel
• live in Asia	• live in hot areas	• live in North Africa
• rocky deserts	• three eyelids per eye	• sandy deserts
• two humps	• two sets of eyelashes	• one hump
	• can go without food or water for a long time	

4 Read and write.

- Do camels live in cold places? _____
- How many humps do Bactrian camels have? _____
- Where do Arabian camels live? _____
- Can camels close up their noses when it is windy? _____

New to the second edition

- **More authentic content** woven throughout unit practice and readings
- **Updated grammar charts** with exemplars and student-friendly explanations
- An **end-of-unit Review** section that exposes students to question types similar to those commonly found on international exams
- Workbook audio available for streaming and download at ELTNGL.com/ourworld2

GRAMMAR WORKBOOK

The *Our World Grammar Workbook* provides **structured grammar practice** and extends the grammar lessons found in the Student's Book. Each grammar topic includes two pages of practice, three review sections, and a cumulative review section.

Unit 7

Can and can't for ability

A	penguin	can	swim.	It	can't	fly.	can't = can not
Penguins	They						

Question

Can	is	penguin	swim?	Yes,	it	can.
Can	is	penguin	swim?	No,	it	can't.
Can	is	penguins	swim?	Yes,	they	can.
Can	is	penguins	swim?	No,	they	can't.

Can takes the same form for all persons: I/you/he/they can run.





1 Read. Write can or can't.

- A hippo _____ swim.
- Zebras _____ run.
- A lion _____ fly.
- A parrot _____ swim.
- Penguins _____ fly.
- A kangaroo _____ hop.

2 Write. Look at Activity 1. Write about each animal.

- A hippo can swim, but it can't climb.
- _____
- _____
- _____
- _____
- _____

3 Read and write. Write questions for the answers.


-  Can a lion swing?
No, it can't.
-  _____
Yes, it can.
-  _____
No, it can't.
-  _____
Yes, it can.

4 Write. What can you do? Write 3 sentences with can or can't.

- _____
- _____
- _____

New to the second edition

- **Updated grammar charts** with new exemplars for each grammar topic
- **Student-friendly explanations** of each grammar topic with examples



- *Our World ABC* introduces and practices the letters of the **alphabet**, as well as **numbers, shapes**, and some high-frequency words.
- *Our World Phonics* introduces young learners to the **sounds and letters of English** and helps them learn and practice sound/spelling relationships in order to develop their listening, speaking, reading, and writing skills.



- *Our World Phonics 1* introduces **single-letter sounds**, including **consonants and short vowels**, as well as some **common consonant digraphs**.
- *Our World Phonics 2* introduces **long vowels** and **diphthongs**, and **two-letter blends**.
- *Our World Phonics 3* introduces **word stress** and the **schwa sound, r-colored vowels, three-letter blends**, and other **letter combinations**.

TEACHER RESOURCES

The **Lesson Planner with Student's Book Audio CD and DVD** provides everything needed to successfully plan, teach, and supplement lessons.

Our World Flashcards including the Sounds of English

The **Our World Flashcards including the Sounds of English** provide additional support for vocabulary and English pronunciation and phonics.

The **Flashcards** include **all target vocabulary**. The **Sounds of English Cards** include individual and **contrasted English words** with related images and spellings.



Poster Sets

Nine full-color **Posters** bring **beautiful photography** into the classroom, **reinforce** the unit themes, and feature National Geographic **Our World** values.

The Lesson Planner includes:

- a **Professional Development** section that introduces key principles of the program
- a detailed **Scope and Sequence**
- simplified **step-by-step instructions** for carrying out lessons
- reduced Student's Book pages with **answers at point-of-use**
- Student and Workbook **audio scripts**
- **Extension activities** to supplement the Student's Book, including instructions to use the **Worksheets** found on the Teacher's Website
- **Teaching tips** and professional development at point of use
- **Formative Assessment** suggestions
- a handy **Pacing Guide** key to accommodate classrooms with a range of instruction time

The **Our World DVD** and **Student's Book Audio CD** contain all of the multimedia to support the Student's Book instruction.


Our World Phonics Teacher's Guide

The **Our World Phonics Teacher's Guide** provides everything needed to successfully plan, teach, and supplement lessons in *Our World Phonics 1, 2, and 3*, including:

- a detailed **Scope & Sequence**
- **complete lesson plans**, including Warm Ups, detailed lesson instruction, interactive Extend activities, and Wrap Ups
- an **audio CD** for each level of *Our World Phonics*.

Assessment

The **ExamView Assessment Suite** includes activity banks to **generate customized unit quizzes, mastery tests, final exams**, and a **placement test**, and is available through the Teacher's Website.



DIGITAL RESOURCES

Classroom Presentation Tool

The **Classroom Presentation Tool** integrates all *Our World* resources, including **video, audio, Student's Book, Workbook, and Grammar Workbook** pages, as well as **interactive activities and games**, making it easy to carry out lessons in any classroom with an interactive whiteboard or a computer and projector.

The Classroom Presentation Tool is available on USB or online through the Learning Management System.



New Online Practice and Learning Management System

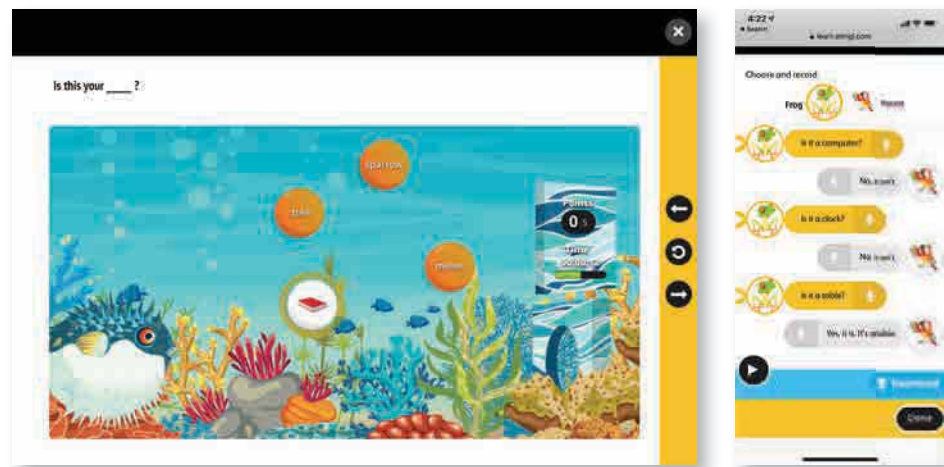
Our World, Second Edition's **Online Practice** is **completely new** with improved games for practice and comprehension, additional activities for assessment preparation, progress tracking, and access to audio and video resources.

For teachers, a brand-new **Learning Management System** is available, with teacher resources, class management functionality, progress reports, assignment creation tools, and messaging features.

Both the Online Practice and Learning Management System are accessible at learn.eltngl.com with an access code, and both work on laptops, tablets, and smartphones!

The Online Practice offers students **independent, interactive practice**. It includes activities and games to support each section of the Student's Book, with integrated audio:

- Vocabulary
- Song
- Grammar
- Reading
- Writing
- Review
- Extended Readings
- Let's Talk



Online Practice includes karaoke-style sing-along of the song with practice. Speaking activities allow students to respond to and record answers to activity prompts.

The Online Practice includes **fun games** that reinforce and expand on Student's Book content. Each unit has two vocabulary games, two grammar games, and a unit review game.

Additionally, parents can **track student progress** and review activity results.

The Online Practice is accessible through learn.eltngl.com with an access code and course activation key. It's optimized for all devices.

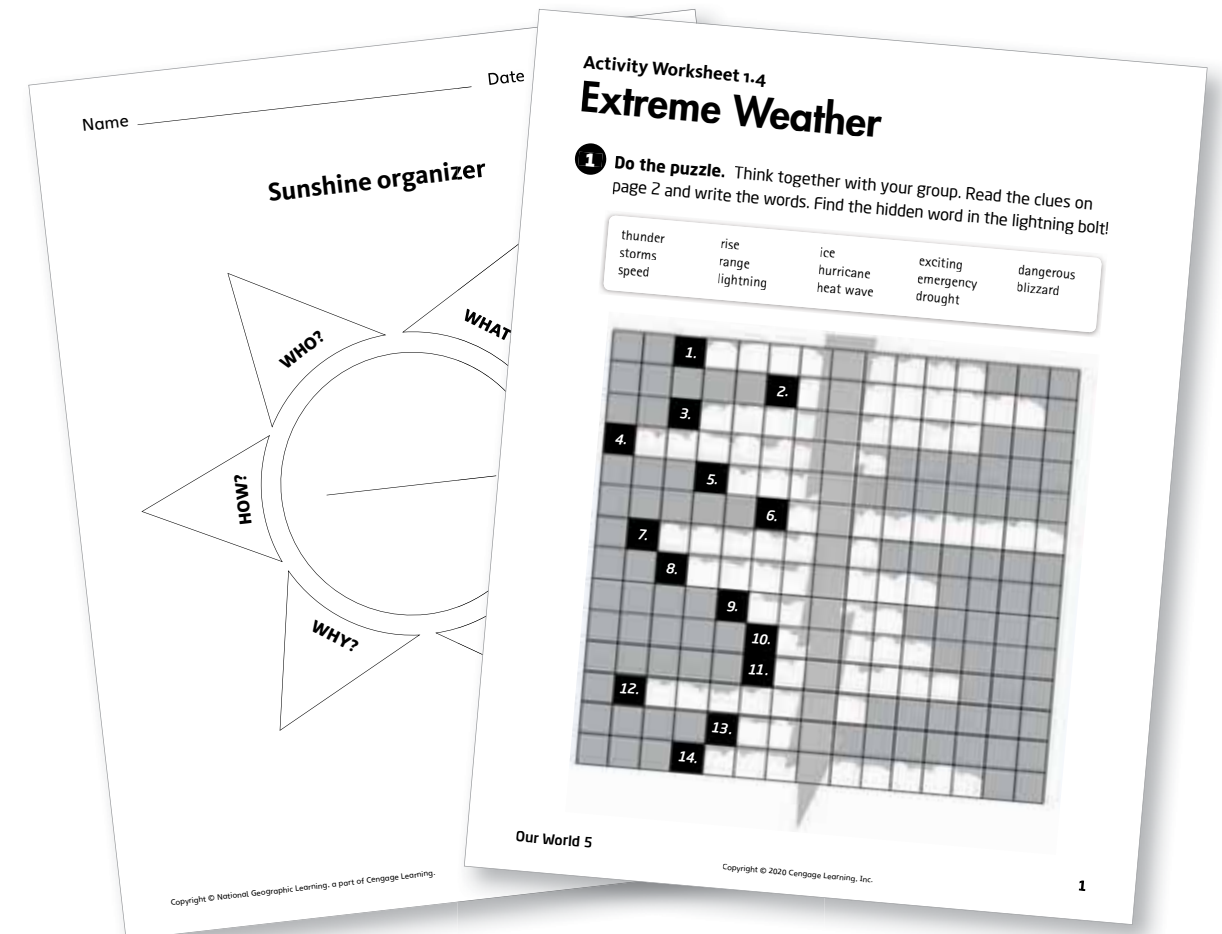
Student Resource Website

Student resources, including audio for Student's Book and Workbook activities, are available at ELTNGL.com/ourworld2.

Teacher Resource Website

Teacher resources can be found at ELTNGL.com/ourworld and include:

- **Student's Book, Workbook, and assessment audio**
- unit-by-unit **Pacing Guides** for easy lesson planning
- three-step **Teaching Routines**
- printable **Worksheets** for extension activities
- printable **Graphic Organizers**
- Workbook **Audio Scripts**
- **Home-School Connection letters**
- the **ExamView Assessment Suite**



The *Our World Readers* are six levels of **original stories, classic folktales, myths, and non-fiction selections** from around the globe. A graded Reader is available to support the theme and language of each unit in the Student's Book. Each Reader includes additional **fun facts and activities** related to the story and unit theme. All Readers are available as "Story Time" on the *Our World Video*, on the Story Time DVDs, and on the Classroom Presentation Tool.

Level 2 Readers

Art Class

The North Wind and the Sun

The Ant and the Grasshopper

The Three Pigs

My Day

Hare is Scared

A Big Lesson for Little Frog

What Jobs Do They Do?

Stone Soup



Each *Our World Video* is 30 minutes of **fun-filled, fully integrated content** that includes:

- vocabulary and language presentation and review
- original songs
- games
- inspiring, real-world video, and
- *Our World Readers Story Time*

Presented in highly manageable 3–5 minute clips, the *Our World Video* can be used before, during, or after instruction to **preview, support, and review**. *Our World Videos* are available on Video DVD bound with the Lesson Planner and on the Classroom Presentation Tool.

Scenes include:

- Scene 1: Introduction
- Scene 2: Vocabulary 1a
- Scene 3: Vocabulary 1b
- Scene 4: Vocabulary 2
- Scene 5: Game
- Scene 6: Grammar 1
- Scene 7: Grammar 2
- Scene 8: Review
- Scene 9: Song
- Scene 10: Viewing
- Scene 11: Story Time
- Scene 12: Wrap Up



PROFESSIONAL DEVELOPMENT

The *Our World Professional Development* website helps you **improve classroom practice** and get the most out of your young learners with resources available online.

New to the second edition

Three new videos show teachers how to use the *Our World Lesson Planner*. Videos provide instruction on:

- how to teach vocabulary
- how to teach grammar
- how to teach reading and writing

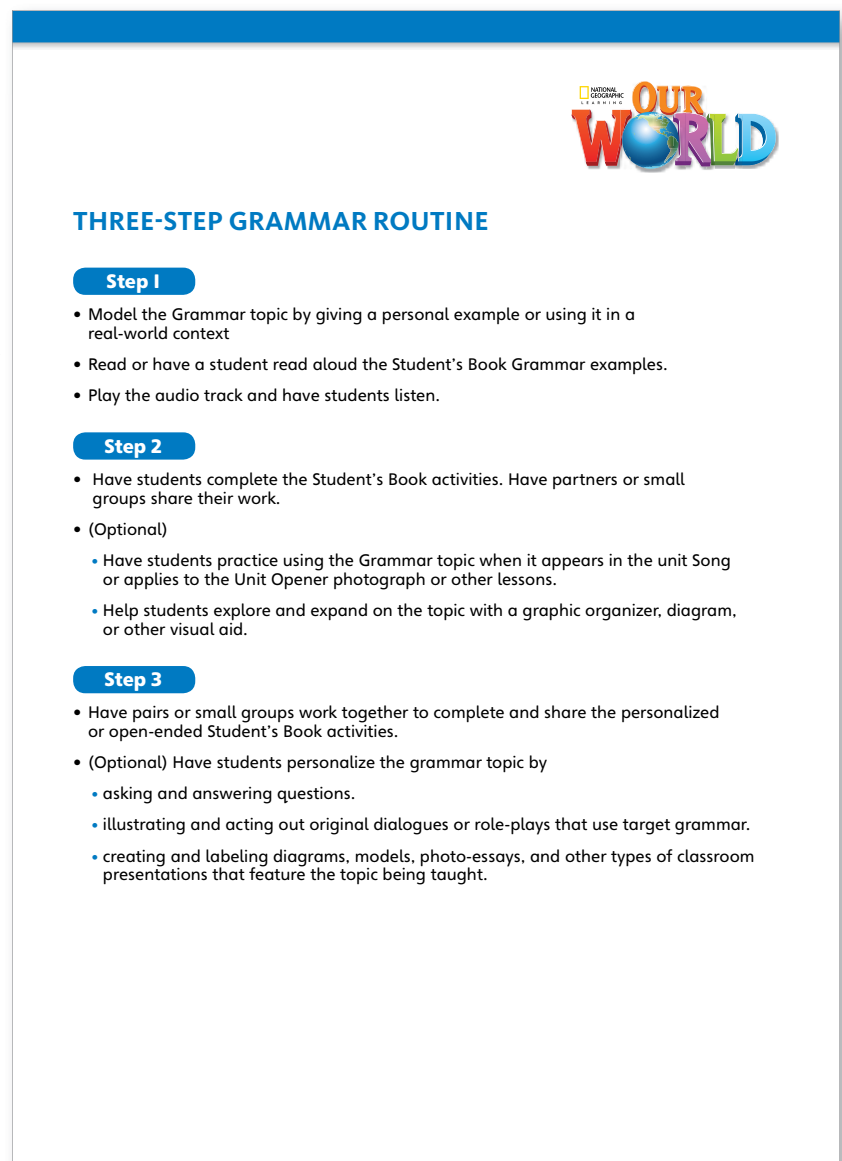
Routines


A series of three-step teaching routines offers teachers a streamlined approach to lesson planning. The routines can be used for any major lesson type and will help teachers execute successful lessons.

The three-step teaching routines and all other Professional Development materials are available at: ELTNGL.com/OurWorldPD.

The website includes:

- downloadable training videos for preprimary and primary teachers
- preview and review training slides
- handouts for workshops
- links to additional development resources



 **OUR WORLD**

THREE-STEP GRAMMAR ROUTINE

Step 1

- Model the Grammar topic by giving a personal example or using it in a real-world context
- Read or have a student read aloud the Student's Book Grammar examples.
- Play the audio track and have students listen.

Step 2

- Have students complete the Student's Book activities. Have partners or small groups share their work.
- (Optional)
 - Have students practice using the Grammar topic when it appears in the unit Song or applies to the Unit Opener photograph or other lessons.
 - Help students explore and expand on the topic with a graphic organizer, diagram, or other visual aid.

Step 3

- Have pairs or small groups work together to complete and share the personalized or open-ended Student's Book activities.
- (Optional) Have students personalize the grammar topic by
 - asking and answering questions.
 - illustrating and acting out original dialogues or role-plays that use target grammar.
 - creating and labeling diagrams, models, photo-essays, and other types of classroom presentations that feature the topic being taught.