

OUR WORLD, SECOND EDITION: STARTER STUDENT'S BOOK WALK-THROUGH AND RESOURCES

Our World, Second Edition, a seven-level primary series for young learners of English from National Geographic Learning, uses real-world content, stunning photographs and video from National Geographic, and a variety of interactive digital resources to fully engage and motivate students as they learn about the world in English. Young learners will be captivated by the beautiful photography and high-interest content relevant to their world as they learn about people and places from across the globe. Young learners will achieve more through collaboration, extensive critical thinking and visual literacy work, and activities that inspire meaningful thinking and sharing. *Our World* truly brings the world into the classroom and improves learning outcomes, motivating learners to use English to show the world what they can do—and achieve more.

The **Unit Opener** uses high-interest photographs to engage students, present the unit theme, and provide opportunities for speaking and discussion.

Units feature high-interest **cross-curricular topics**, which are woven throughout the unit, from the opening photo to the unit Reading.



Image **captions** help students and teachers understand the image and make connections with the unit theme.

Target vocabulary is presented in meaningful contexts to help students **build fluency** and confidence to discuss **relevant real-world topics**.

All target language is recorded in the **Audio Program** to help students practice pronunciation.



A video segment presents the **Target Vocabulary**.







STUDENT'S BOOK WALK-THROUGH

Language in Use models provide students with contexts for practicing the vocabulary in sentences and short dialogues.

LANGUAGE IN USE

1 Listen and circle. TR: 2.2

1.  2. 

3.  4. 

2 Listen and say. TR: 2.3

Is it a doll? No, it isn't.

Is it a teddy bear? Yes, it is.



3 Listen. Stick. TR: 2.4

1	2	3	4
5	6	7	8




22 Unit 2




COLORS AND NUMBERS

1 Listen and point. Say. TR: 2.5



 brown  orange

2 Listen and color. TR: 2.6



1.  2.  3. 

4.  5.  6. 

3 Listen. Count and say. Trace. TR: 2.7

 5  6

4 Listen. Count and say. TR: 2.8

 4 balls.  5 kites. No match.

5 Listen and say. Cut out the cards in the back of the book. Play the game. TR: 2.9

23

Sticker activities in each unit provide reward, motivation, and interactive practice.

Concepts such as **colors**, **numbers**, and **shapes** are introduced visually, and reinforced through listening and speaking activities.






Animated mascots present the **Language in Use** model. **Contents**, such as colors, numbers, and shapes are presented in fun, engaging video segments.

The Sounds of English activities introduce students to **pronunciation** using target vocabulary.

THE SOUNDS OF ENGLISH

1 Listen and say. TR: 2.10

 ball  robot  car

2 Listen. Which words have the sound? Check ✓. TR: 2.11

sound	word 1	word 2	word 3
1. ball			
2. robot			
3. car			

3 Listen and chant. TR: 2.12

Dolls and robots and more toys.
Balls and kites for girls and boys!

24 Unit 2

READING

1 Listen to the story. TR: 2.13

Birthday Boy




Look, it's a teddy bear.

A kite, a ball, a teddy bear, and ... a robot.

Happy birthday!

This is my favorite toy!

2 Do you like the story? Circle.

25

A unit **Chant** supports the theme and incorporates target language and sounds. The rhythm of each chant makes it easy to learn and remember.

Each unit ends with a **Reading** of a four-panel original story, engaging students with colorful illustrations and audio. The story incorporates target language and develops students' **readiness for reading**.




The Sounds of English chant is presented as a karaoke video. The **Reading** comes to life as Story Time.



A **Bonus Review Video** reviews the unit content with real-world video.

The *Our World Starter Workbook* contains activities that **reinforce and consolidate** the Student's Book instruction. Practice includes listening, speaking, and writing. The workbook includes:



- 4 pages of skills practice and activities, as well as an additional verse for each chant
- Review sections
- English pronunciation practice through The Sounds of English activities
- audio for all listening comprehension, speaking, and Review sections, available online at ELTNGL.com/ourworlds
- 16 pages of writing practice



Our World ABC introduces and practices the letters of the **alphabet**, as well as **numbers, shapes**, and some high-frequency words.

Our World Phonics introduces young learners to the **sounds and letters of English** and helps them learn and practice sound/spelling relationships in order to develop their listening, speaking, reading, and writing skills.

- *Our World Phonics 1* introduces **single-letter sounds**, including **consonants and short vowels**, as well as some **common consonant digraphs**.
- *Our World Phonics 2* introduces **long vowels** and **diphthongs**, and **two-letter blends**.
- *Our World Phonics 3* introduces **word stress** and the **schwa sound, r-colored vowels, three-letter blends**, and other **letter combinations**.

New to the second edition, the *Our World Starter Video* program can be used to present, support, and review each section in the Student's Book unit.

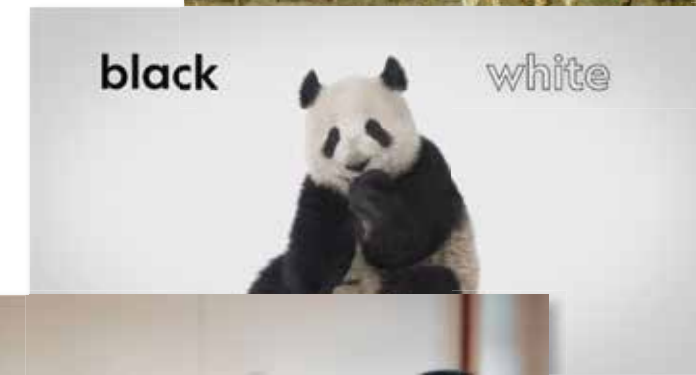


A Bonus Review Section at the end of each unit reviews the vocabulary, language, and concepts of the unit using real-world video.

Our World Videos are available on Video DVD bound with the Lesson Planner and on the Classroom Presentation Tool.

Scenes include:

- Scene 1: Vocabulary
- Scene 2: Language in Use
- Scene 3: Concepts (colors, numbers, shapes)
- Scene 4: The Sounds of English
- Scene 5: Reading
- Scene 6: Bonus Review Video
- Scene 7: Grammar 2



TEACHER RESOURCES

Our World Lesson Planner

The **Lesson Planner** with **Student's Book Audio CD and DVD** provides everything needed to successfully plan, teach, and supplement lessons.

The screenshot shows a lesson plan for 'Colors and Numbers' on page 40. It includes sections for 'Objectives', 'Resources', 'Materials', 'Warm Up', 'Present', 'Practice', 'Extend', 'Wrap Up', and 'Review'. The 'Present' section features a 'BE THE EXPERT' activity where students use colored pencils and crayons to create moon cakes. The page is numbered 40 and Unit 1.

The Lesson Planner includes:

- a **Professional Development** section that introduces key principles of the program
- a detailed **Scope and Sequence**
- simplified **step-by-step instructions** for carrying out lessons
- reduced Student's Book pages with **answers at point-of-use**
- Student and Workbook **audio scripts**
- **Extension activities** to supplement the Student's Book, including instructions to use the **Worksheets** found on the Teacher's Website
- **Teaching tips** and professional development at point of use
- **Formative Assessment** suggestions
- A handy **Pacing Guide** key to accommodate classrooms with a range of instruction time

The **Our World DVD** and **Student's Book Audio CD** contain all of the multimedia to support the Student's Book instruction.

Our World Starter Flashcards

The **Flashcards** include **all target vocabulary**. Printable **Mini Flashcards** are available on the **Teacher's Website**.




Poster Sets

Eight full-color **Posters** bring **beautiful photography** into the classroom and **reinforce** the unit themes.

Our World Phonics Teacher's Guide

The **Our World Phonics Teacher's Guide** provides everything needed to successfully plan, teach, and supplement lessons in *Our World Phonics 1, 2, and 3*, including:

- a detailed **Scope & Sequence**
- **complete lesson plans**, including Warm Ups, detailed lesson instruction, interactive Extend activities, and Wrap Ups
- an **audio CD** for each level of *Our World Phonics*.



Assessment

The **ExamView® Assessment Suite** includes activity banks to **generate customized unit quizzes, mastery tests, final exams**, and a **placement test**, and is available through the Teacher's Website.

DIGITAL RESOURCES

Classroom Presentation Tool

The **Classroom Presentation Tool** integrates all *Our World* resources, including **video, audio, Student's Book,** and **Workbook** pages, as well as **interactive activities and games**, making it easy to carry out lessons in any classroom with an interactive whiteboard or a computer and projector.

The Classroom Presentation Tool is available on USB or online through the Learning Management System.



New Online Practice and Learning Management System

Our World, Second Edition's **Online Practice** is **completely new** with improved games for practice and comprehension, additional activities for assessment preparation, progress tracking, and access to audio and video resources.

For teachers, a brand-new **Learning Management System** is available, with teacher resources, class management functionality, progress reports, assignment creation tools, and messaging features.

Both the Online Practice and Learning Management System are accessible at **learn.eltngl.com** with an access code, and both work on laptops, tablets, and smartphones!

The Online Practice offers students **independent, interactive practice**. It includes activities and games to support each section of the Student's Book, with integrated audio:

- Vocabulary
- Language in Use
- Concepts
- The Sounds of English
- Reading
- Review



The **Online Practice** includes **fun games** that reinforce and expand on Student's Book content. Each unit of *Our World Starter* Online Practice includes four games— two vocabulary games, two grammar games, and a unit review game.

Additionally, parents can **track student progress** and review activity results.

The Online Practice is accessible through **learn.eltngl.com** with an access code and course activation key. It's optimized for all devices.



Student Resource Website

Student resources, including audio for Student's Book and Workbook activities, are available at **ELTNGL.com/ourworlds**.

Teacher Resource Website

Teacher resources can be found at **ELTNGL.com/ourworld** and include:

- **Student's Book, Workbook,** and assessment **audio**
- unit-by-unit **Pacing Guides** for easy lesson planning
- three-step **Teaching Routines**
- printable **Worksheets** for extension activities
- printable **Mini Flashcards**
- printable **Graphic Organizers**
- Workbook **Audio Scripts**
- **Home-School Connection letters**
- the **ExamView® Assessment Suite**



PROFESSIONAL DEVELOPMENT

The *Our World Professional Development* website helps you **improve classroom practice** and get the most out of your young learners with resources available online.

New to the second edition

New videos show teachers how to use the *Our World Lesson Planner*. Videos provide instruction on:

- how to teach vocabulary
- how to teach grammar
- how to teach reading and writing

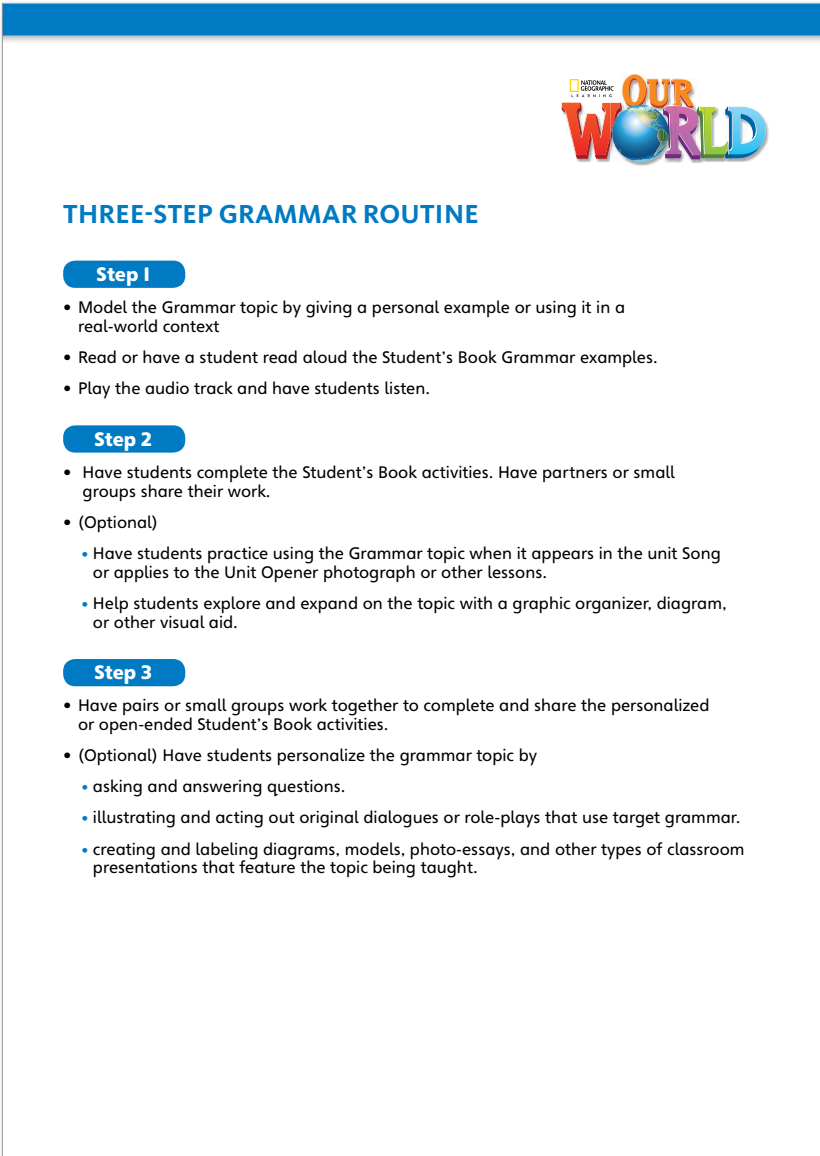
Routines


A series of three-step teaching routines offer teachers a streamlined approach to lesson planning. The routines can be used for any major lesson type and will help teachers execute successful lessons.

The three-step teaching routines and all other Professional Development materials are available at: ELTNGL.com/OurWorldPD.

The website includes:

- downloadable training videos for preprimary and primary teachers
- preview and review training slides
- handouts for workshops
- links to additional development resources



 **OUR WORLD**

THREE-STEP GRAMMAR ROUTINE

Step 1

- Model the Grammar topic by giving a personal example or using it in a real-world context
- Read or have a student read aloud the Student's Book Grammar examples.
- Play the audio track and have students listen.

Step 2

- Have students complete the Student's Book activities. Have partners or small groups share their work.
- (Optional)
 - Have students practice using the Grammar topic when it appears in the unit Song or applies to the Unit Opener photograph or other lessons.
 - Help students explore and expand on the topic with a graphic organizer, diagram, or other visual aid.

Step 3

- Have pairs or small groups work together to complete and share the personalized or open-ended Student's Book activities.
- (Optional) Have students personalize the grammar topic by
 - asking and answering questions.
 - illustrating and acting out original dialogues or role-plays that use target grammar.
 - creating and labeling diagrams, models, photo-essays, and other types of classroom presentations that feature the topic being taught.